

# Key Stage Two Results 2019

## Progress in reading, writing and maths

### Reading

Number of pupils = 64

Pupils with adjusted scores = 0

**Average -0.09**

Confidence interval  
-1.6 to 1.4

### Writing

Number of pupils = 64

Pupils with adjusted scores = 0

**Average 0.42**

Confidence interval  
-1.0 to 1.8

### Maths

Number of pupils = 64

Pupils with adjusted scores = 0

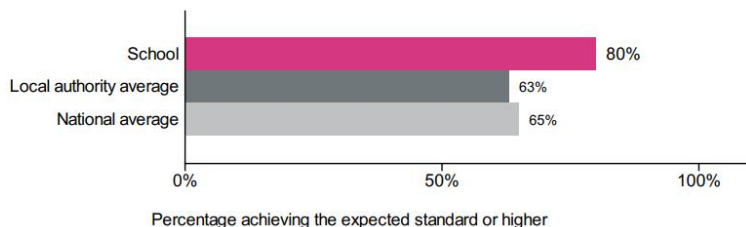
**Above average 1.52**

Confidence interval  
0.2 to 2.8

## Reading, writing and maths combined

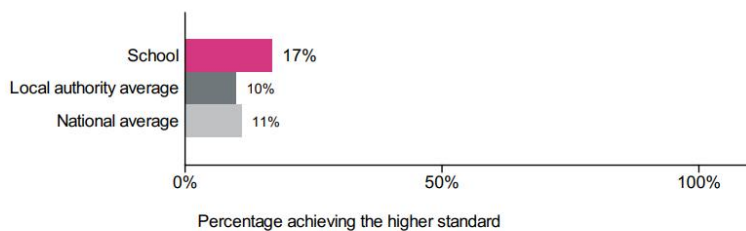
### Percentage of pupils achieving the expected standard or higher

Number of pupils = 64



### Percentage of pupils achieving the higher standard

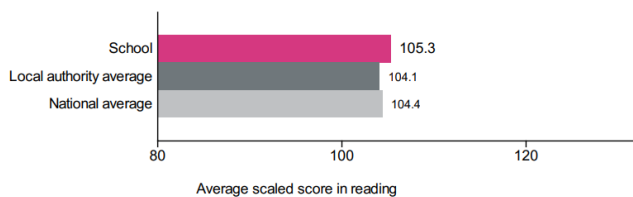
Number of pupils = 64



## Average scaled score in:

### Reading

Number of pupils = 64



### Maths

Number of pupils = 64

